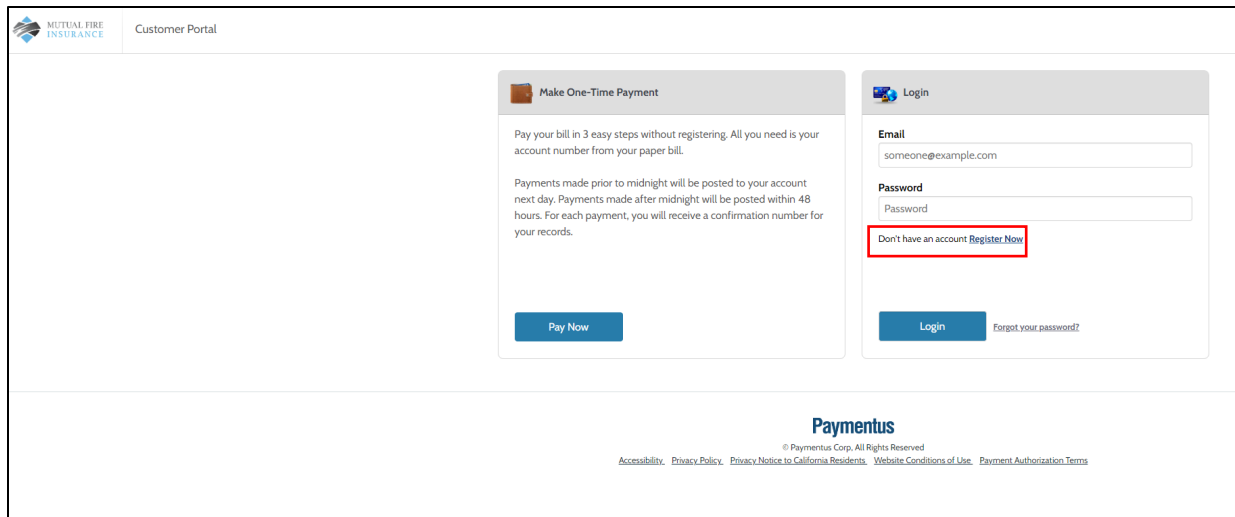


NEW CUSTOMER REGISTRATION AND AUTOPAY SETUP

- Visit mutualfirebc.com/payment
- Select Register Now



MUTUAL FIRE INSURANCE Customer Portal

Make One-Time Payment

Pay your bill in 3 easy steps without registering. All you need is your account number from your paper bill.

Payments made prior to midnight will be posted to your account next day. Payments made after midnight will be posted within 48 hours. For each payment, you will receive a confirmation number for your records.

[Pay Now](#)

Login

Email
someone@example.com

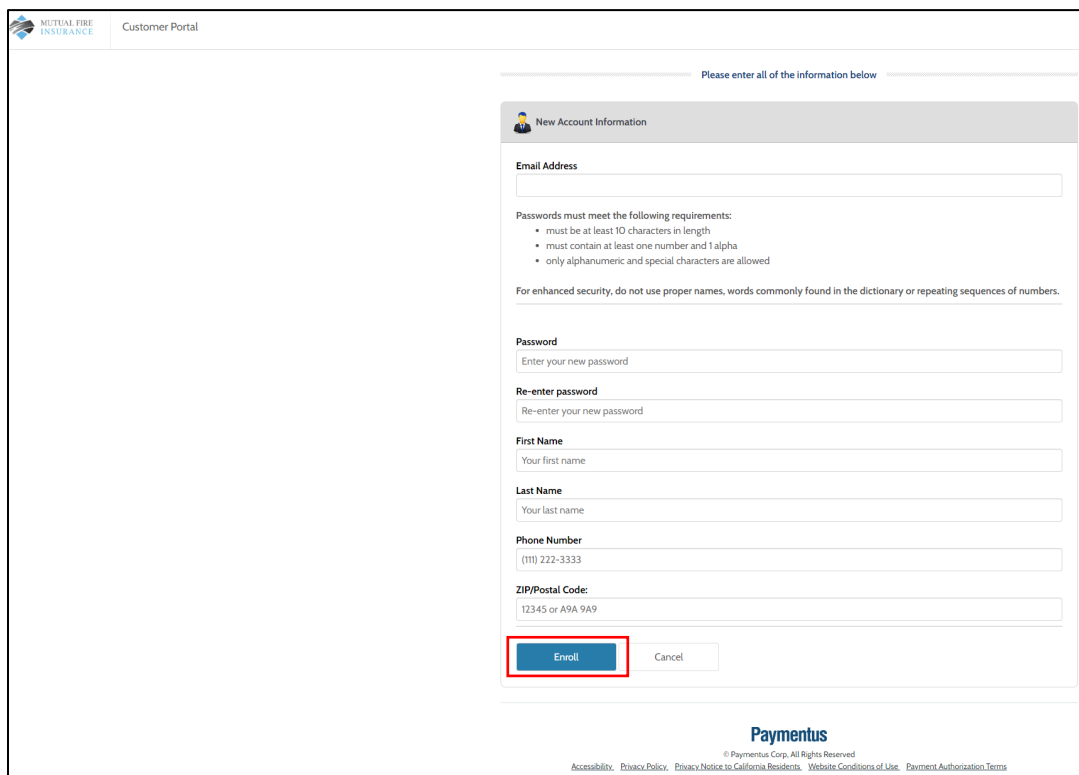
Password
Password

Don't have an account [Register Now](#)

[Login](#) [Forgot your password?](#)

Paymentus
© Paymentus Corp. All Rights Reserved
[Accessibility](#) [Privacy Policy](#) [Privacy Notice to California Residents](#) [Website Conditions of Use](#) [Payment Authorization Terms](#)

- Complete the required fields and select enroll.



MUTUAL FIRE INSURANCE Customer Portal

Please enter all of the information below

New Account Information

Email Address
[Text Field]

Passwords must meet the following requirements:

- must be at least 10 characters in length
- must contain at least one number and 1 alpha
- only alphanumeric and special characters are allowed

For enhanced security, do not use proper names, words commonly found in the dictionary or repeating sequences of numbers.

Password
Enter your new password [Text Field]

Re-enter password
Re-enter your new password [Text Field]

First Name
Your first name [Text Field]

Last Name
Your last name [Text Field]

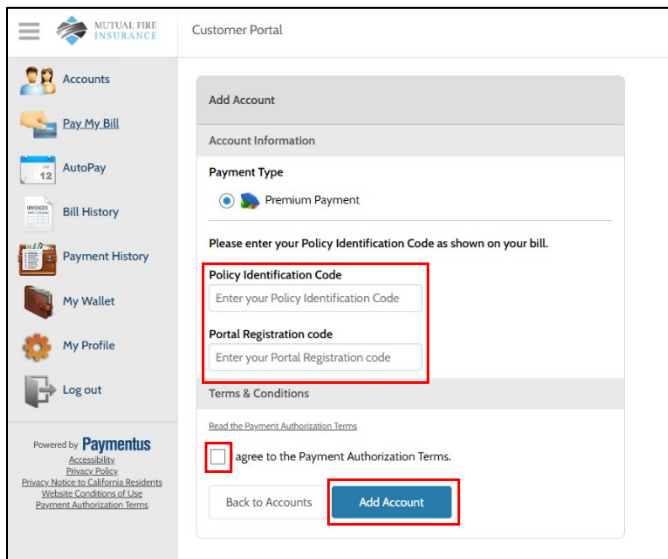
Phone Number
(111) 222-3333 [Text Field]

ZIP/Postal Code:
12345 or A9A 9A9 [Text Field]

[Enroll](#) [Cancel](#)

Paymentus
© Paymentus Corp. All Rights Reserved
[Accessibility](#) [Privacy Policy](#) [Privacy Notice to California Residents](#) [Website Conditions of Use](#) [Payment Authorization Terms](#)

- Select Account from the menu to add your policy, enter the following details:
 - Policy Identification Code
 - Portal Registration Code
- Check the box “I agree” to the Payment Authorization Terms then select “Add Account.”



Customer Portal

Add Account

Account Information

Payment Type

☒ Premium Payment

Please enter your Policy Identification Code as shown on your bill.

Policy Identification Code
Enter your Policy Identification Code

Portal Registration code
Enter your Portal Registration code

Terms & Conditions

[Read the Payment Authorization Terms](#)

☐ I agree to the Payment Authorization Terms.

[Back to Accounts](#) [Add Account](#)

Powered by **Paymentus**
Accessibility
Privacy Policy
Privacy Notice to California Residents
Website Conditions of Use
Payment Authorization Terms